

Special offer 20 \* Lacs


moduco

# BREEZE COTTAGE

~~25 Lacs~~


Inclusions...


 Portable unit

 Farmhouse unit

 Furniture

 Bathroom

 Pantry

 Pool

BOOK NOW



\*Conditions Apply

GIFT YOURSELF  
Selfish hona bantaa hai...

# Salient Features



- Flexible

- Portable units (anywhere, anytime).
- Turnkey solution (with Furniture).
- Low maintenance.
- Low carbon footprints.
- Bank loan validated units\*
- Registered Unique identification number.

- Super Structure

- All weather Insulated Unit
- Earthquake resistant
- Hurricane resistant
- Water resistant
- Crack resistant

- One Roof Solution

- No Architect Required
- No structure consultant required.
- No MEP consultant required
- No Landscape consultant required

# Floor Plan

- **Unit Area :**  
300 Sq. ft
- **Plot area required:**  
30 ft. x 40 ft.
- **Ready to use:**  
120 days



# Specs Sheet

SR. NO.	PRODUCT	DETAIL	SIZE
1	Exterior wall	Hybrid insulated concrete, Glass facade	-
2	Interior wall	lightweight aggregate concrete	-
3	Roof	Metal frame, Composite insulated Concrete panel, Membrane, Metal roof/American shingles	-
	Tiles		
	a) Floor & skirting	Vitrified Tiles (35/-)	2' x 2'
	b) Toilet	Wall tiles, floor tiles (35/-)	2' X 1'
	c) Kitchen	Tiles above platform (35/-)	2' X 1'
4	Kitchen Platform	Granite top	5' X 1'9"
6	Bathroom		
	a) Plumbing & fittings	Concealed internal pipelines of CPVC or UPVC, water storage tanks, Ready to connect the water input and waste output.	-
	b) Bath CP fittings & Ceramics	Jaguar / Hindware / Cera or equivalent having PAN India Service network	-
	c) Waterproofing	Mapei or equivalent	
7	Windows	Aluminum Jindal/Banco or equivalent 5mm Glass (Saint Gobain/Pvr) with safety locks	-

# Specs Sheet

SR. NO.	PRODUCT	DETAIL	SIZE
8	Interior Ceiling	Gypsum / cement sheet	-
9	Furniture & Furnishing	Underneath Kitchen modular storage	5'
		Queen size bed with side table	-
		Cupboard	4' height
		Tv unit	3' length
	Balcony - outdoor furniture	1) Umbrella - 1 Qty. 2) Outdoor Chair - 2 Qty. 3) Outdoor Table - 1 Qty.	
10	DOORS & Frame		
	a) Main Door	Wooden with Laminate, door handle and lock	7'6" X 3'6"
	b) Bathroom door	Wooden with Laminate, door handle and lock	7'6" X 2'6"
	c) Door Frame	Main door Wooden & polished, Internal Granite/composite wood.	-

# Specs Sheet

SR. NO.	PRODUCT	DETAIL	SIZE
11	Electrical		
	a) Points required	1) Room - Lights, Fan 2) Kitchen light, exhaust fan, Fridge point 15A, points for service platform. 3) Bathroom- light, exhaust fan, Geyser 15A 4) Exterior 2-point front side, 1 point back wall	-
	b) Wires	RR Cable / Finolex or Equivalent	-
	c) Switches, Plug, regulator	Modular ROMA / Legrand / GM / Anchor / Havells	-
	d) Distribution Main Board, MCB	Havells/ Schindler/ Indo Asian	-
	e) Lights	LED , Philips or equivalent	-
	f) Fan	Havells / GM or equivalent	
	g) Air Conditioner	Provision for copper piping	-
12	Interior paint	Putty & Paint Asian paint JWS or equivalent	-
13	Exterior paint	texture paint	-
14	Water proofing	Bathroom and Roof	-
15	Elevation	As pe Moduco Design Team	-
16	Installation	Complete installation & finish onsite	
17	Swimming Pool	1) Liner Pool 2) Filtration 3) Lighting 4) Plumbing 5) Ladder	(L X B X H) 15' x 8' x 4'

---

# Inclusions

1. Architecture Consultancy.
2. Landscape designing consultancy.
3. Structure consultancy and certification.
4. Mechanical, electrical, plumbing consultancy.
5. Onsite client scope assistance.
6. Foundation structure design.
7. Manufacturing of units in factory and installation onsite.
8. Complete handover with Finishing.
9. Structure Type: Permanent Modular Construction (PMC)

Note: On request Removable Modular Construction (RMC) separate quote will be shared.

# Exclusions

SR. NO.	PRODUCT	DETAIL
1	GST	18% (as and when per government law)
2	Plot required	30' x 40'
3	Transport and logistics	Quotes for transportation will be shared before 7 days of goods ready for dispatch and will be executed with the transporter with the client's written consent.
4	Crane	Un-loading and installation as per actual
5	Foundation	Onsite ground plinth development / PCC designed by moduco
6	Road	20 Feet approach road for Accessibility
7	Garden	Landscape, Hardscape (paver block)
8	Onsite Utility	Work like savage, underground a water tank, land leveling




---

# Warranty and Durability

1. 1 year manufacturing warranty for factory products.
2. 10 years waterproofing warranty.
3. Warranty for electric products be transferred to client as provided by brand selected.
4. Warranty for Plumbing products be transferred to client as provided by brand selected.
5. Structure durability certificate for 10 years by authorized structure consultant.

# Brand venture





We strongly believe, with our products we can influence & make positive difference in community, industry and environment.

